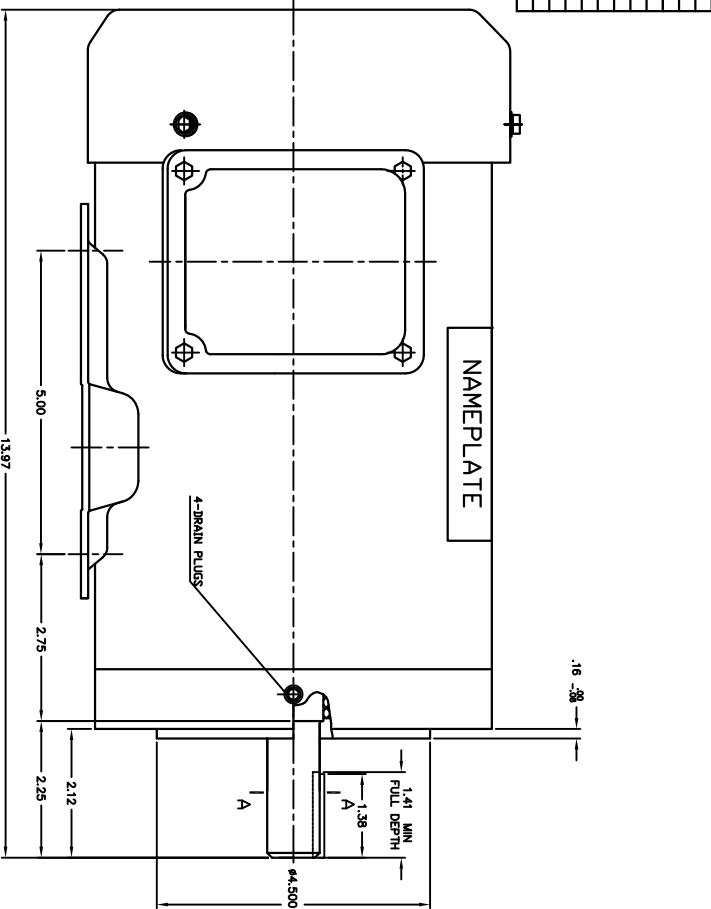
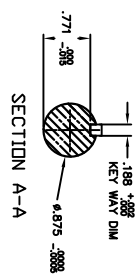
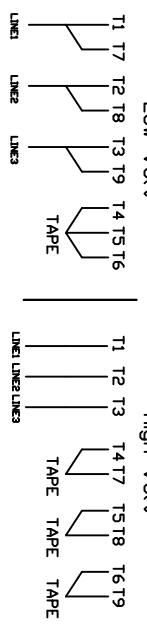


| MOTOR SPECS/PERFORMANCE DATA | |
|------------------------------|-----------------------|
| MODEL NUMBER | YNXNS664D-A |
| HP | 1.0 |
| VOLT | 208-230/460 |
| PHASE | 3 |
| HZ | 60 |
| RATED SPEED | 1740 RPM |
| FLA (@460VOLTS) | 1.5 AMPS |
| FRAME | 145TC |
| ENCLOSURE | TEFC |
| IP RATING | F |
| INS. CLASS | F |
| INS. Q/LASS | 53 |
| POWER FACTOR | 83% |
| EFFICIENCY | 78% |
| FULL LOAD TORQUE | 4.1 Nm (3.02 ft-lbs) |
| VARY TORQUE | 19 Nm (12.5 ft-lbs) |
| START AMPERAGE | 12.5 AMPS |
| SERVICE FACTOR | 1.15 |
| RATING | 40 °C AMBIENT |
| USABLE AMPS @208V | 2.80 |
| LOCKED ROTOR CODE | B |
| TEMP DESIGN CODE | B |
| TR KVA CODE | B |
| TD LOAD CURRENT | 1.90 AMPS |
| TD LINE RESIST @25C | 12 OHMS |
| TEMP RISE COEFF | 40°C |
| LOCKED ROTOR TORQ | 13.5 Nm (9.96 ft-lbs) |
| TEMP RISE @ST. LOAD | 30°C |
| SHIPPING WEIGHT (LBS) | 43 |
| DUTY | CONTINUOUS |



WIRING DIAGRAM



NOTE: TO REVERSE ROTATION, INTERCHANGE ANY TWO LEADS

1. INTERPRET DRAWING PER ANSI Y14.3.
2. INTERPRET DIMENSIONS AND TOLERANCES PER ANSI Y14.5M.
3. INTERPRET ABBREVIATIONS PER ANSI Y11.

NOTES:

| REVISIONS | | DATE | BY |
|-----------|---------------------|------|----|
| 1 | RELEASE FOR WEBSITE | | |
| 2 | | | |
| 3 | | | |
| 4 | | | |

UNLESS OTHERWISE SPECIFIED, DIMENSIONS ARE IN INCHES. DIMENSIONS IN PARENTHESES ARE METRIC EQUIVALENTS. DIMENSIONS ARE SHOWN UNLESS OTHERWISE SPECIFIED.

| | | | |
|-------------|------|------------|------|
| APPROVALS | DATE | APPROVALS | DATE |
| DESIGNED BY | | CHECKED BY | |
| DRAWN BY | | DATE | |
| DATE | | SCALE | |

MATERIAL: N/A
 FINISH: N/A
 PART NO.: MOTOR, 1 HP, SS, 3 PH, 145TC, T00TD, YNXNS664D-A
 ORDER NO.: 002849-02/002849-02
 DRAWING NO.: 002849-02/002849-02
 SHEET 1 OF 1